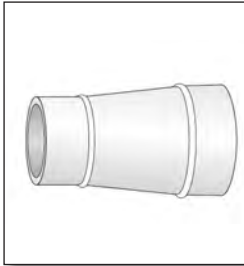


# ACCESSORIES



CO



Model	Ø mm
CO-100	100
CO-120	120
CO-150	150
CO-180	180
CO-200	200
CO-220	220
CO-250	250
CO-280	280
CO-300	300
CO-320	320
CO-350	350
CO-380	380
CO-400	400

CL



Model	Ø mm
CL-100	100
CL-120	120
CL-150	150
CL-180	180
CL-200	200
CL-220	220
CL-250	250
CL-280	280
CL-300	300
CL-320	320
CL-350	350
CL-380	380
CL-400	400

CP



Model	Ø mm
CP-100	100
CP-120	120
CP-150	150
CP-180	180
CP-200	200
CP-220	220
CP-250	250
CP-280	280
CP-300	300
CP-320	320
CP-350	350
CP-380	380
CP-400	400

TEG



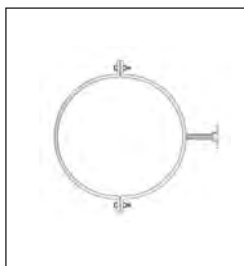
Model	Ø mm
TEG-100	100
TEG-120	120
TEG-150	150
TEG-180	180
TEG-200	200
TEG-220	220
TEG-250	250
TEG-280	280
TEG-300	300
TEG-320	320
TEG-350	350
TEG-380	380
TEG-400	400

CPA



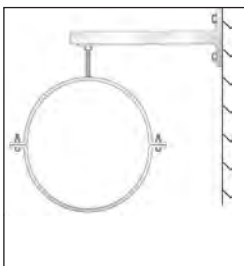
Model	Ø mm
CPA-100	100
CPA-120	120
CPA-150	150
CPA-180	180
CPA-200	200
CPA-220	220
CPA-250	250
CPA-280	280
CPA-300	300
CPA-320	320
CPA-350	350
CPA-380	380
CPA-400	400

CA-CL



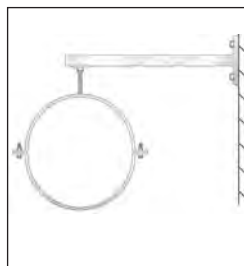
Model	Ø mm
CA-CL100	100
CA-CL120	120
CA-CL150	150
CA-CL180	180
CA-CL200	200
CA-CL220	220
CA-CL250	250
CA-CL280	280
CA-CL300	300
CA-CL320	320
CA-CL350	350
CA-CL400	380
CP-400	400

ST-CL



Model	Ø mm
ST-CL100	100
ST-CL120	120
ST-CL150	150
ST-CL180	180
ST-CL200	200
ST-CL220	220
ST-CL250	250
ST-CL280	280
ST-CL300	300
ST-CL320	320
ST-CL350	350
ST-CL380	380
ST-CL400	400

ST-CL-L




Model	Ø mm
ST-CL100-L	100
ST-CL120-L	120
ST-CL150-L	150
ST-CL180-L	180
ST-CL200-L	200
ST-CL220-L	220
ST-CL250-L	250
ST-CL280-L	280
ST-CL300-L	300
ST-CL320-L	320
ST-CL350-L	350
ST-CL380-L	380
ST-CL400-L	400

ALLUFLEX



Model	Ø mm	L. m
ALLUFLEX-100	100	3
ALLUFLEX-120	120	3
ALLUFLEX-150	150	3
ALLUFLEX-160	160	3
ALLUFLEX-180	180	3
ALLUFLEX-200	200	3

AL-T



Model	Ø mm
AL-T150	150
AL-T180	180
AL-T200	200